


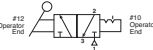

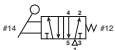

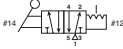

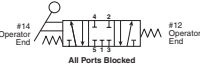

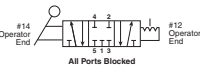

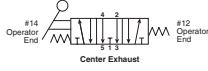




Common Part Numbers

3/2 - 2-Position *	Symbol	Valve Type	Port Size	Cv	Weight lb (kg)	Part Number NPT	Part Number BSPP
 Size P2LXB Shown		Lever Spring Return	1/8	0.6	0.73 (0.33)	P2LAX391VS	P2LAX311VS
			1/4	1.5	0.73 (0.33)	P2LXB392VS	P2LXB312VS
			3/8	2.5	0.88 (0.40)	P2LCX393VS	P2LCX313VS
			1/2	2.7	1.32 (0.60)	P2LDX394VS	P2LDX314VS
 Size P2LAX Shown		Lever Detent	1/8	0.7	0.73 (0.33)	P2LAX391VV	P2LAX311VV
			1/4	1.3	0.73 (0.33)	P2LXB392VV	P2LXB312VV
			3/8	2.5	0.88 (0.40)	P2LCX393VV	P2LCX313VV
			1/2	2.7	1.32 (0.60)	P2LDX394VV	P2LDX314VV
<hr/>							
5/2 - 2-Position *	Symbol	Valve Type	Port Size	Cv	Weight lb (kg)	Part Number NPT	Part Number BSPP
 Size P2LXB Shown		Lever Spring Return	1/8	0.6	0.40 (0.18)	P2LAX591VS	P2LAX511VS
			1/4	1.5	0.73 (0.33)	P2LXB592VS	P2LXB512VS
			3/8	2.5	0.88 (0.40)	P2LCX593VS	P2LCX513VS
			1/2	2.7	1.32 (0.60)	P2LDX594VS	P2LDX514VS
 Size P2LAX Shown		Lever Detent	1/8	0.7	0.40 (0.18)	P2LAX591VV	P2LAX511VV
			1/4	1.3	0.73 (0.33)	P2LXB592VV	P2LXB512VV
			3/8	2.5	0.88 (0.40)	P2LCX593VV	P2LCX513VV
			1/2	2.7	1.32 (0.60)	P2LDX594VV	P2LDX514VV
<hr/>							
5/3 - 3-Position,* All Ports Blocked	Symbol	Valve Type	Port Size	Cv	Weight lb (kg)	Part Number NPT	Part Number BSPP
 Size P2LAX Shown		Lever Spring Center	1/8	0.6	0.40 (0.18)	P2LAX69111	P2LAX61111
			1/4	1.5	0.73 (0.33)	P2LXB69211	P2LXB61211
			3/8	2.5	1.56 (0.71)	P2LCX69311	P2LCX61311
			1/2	2.7	1.61 (0.73)	P2LDX69411	P2LDX61411
 Size P2LXB Shown		Lever Detent	1/8	0.7	0.40 (0.18)	P2LAX69122	P2LAX61122
			1/4	1.3	0.73 (0.33)	P2LXB69222	P2LXB61222
			3/8	2.5	1.56 (0.71)	P2LCX69322	P2LCX61322
			1/2	2.7	1.61 (0.73)	P2LDX69422	P2LDX61422
<hr/>							
5/3 - 3-Position,* Center Exhaust	Symbol	Valve Type	Port Size	Cv	Weight lb (kg)	Part Number NPT	Part Number BSPP
 Size P2LDX Shown		Lever Spring Center	1/8	0.6	0.40 (0.18)	P2LAX89111	P2LAX81111
			1/4	1.5	0.73 (0.33)	P2LXB89211	P2LXB81211
			3/8	2.5	1.56 (0.71)	P2LCX89311	P2LCX81311
			1/2	2.7	1.61 (0.73)	P2LDX89411	P2LDX81411
 Size P2LXB Shown		Lever Detent	1/8	0.7	0.40 (0.18)	P2LAX89122	P2LAX81122
			1/4	1.3	0.73 (0.33)	P2LXB89222	P2LXB81222
			3/8	2.5	1.56 (0.71)	P2LCX89322	P2LCX81322
			1/2	2.7	1.61 (0.73)	P2LDX89422	P2LDX81422

* Valve lever movement 90° to ports.

 Most popular.



For inventory, lead times, and kit lookup, visit www.pdnplu.com

Directair 2 & 4 Series
Viking Xtreme Lever Series
42 Lever / Pedal Series
M0 Series
Safety
Manual / Mechanical Valves
Brass Poppet / Sliding Seal
Control Panel Products
Sensing